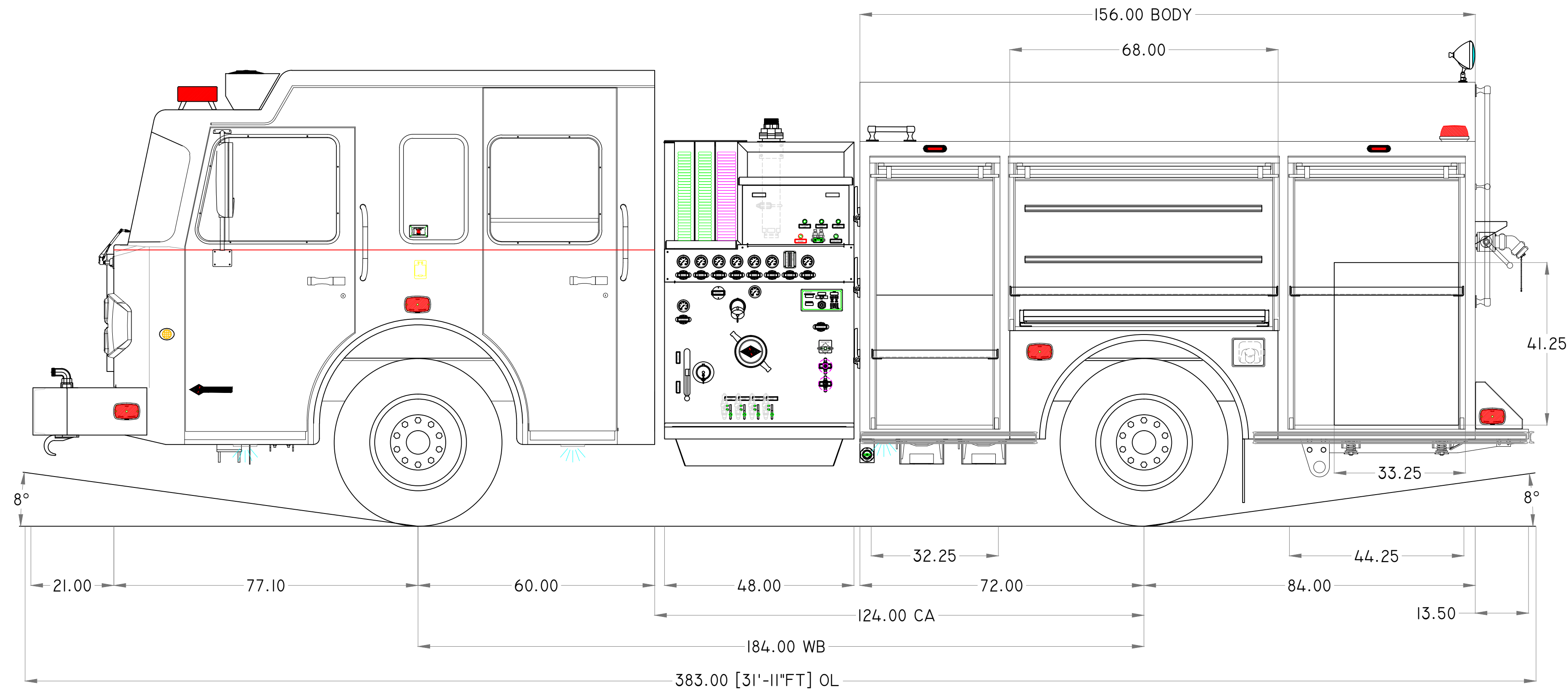
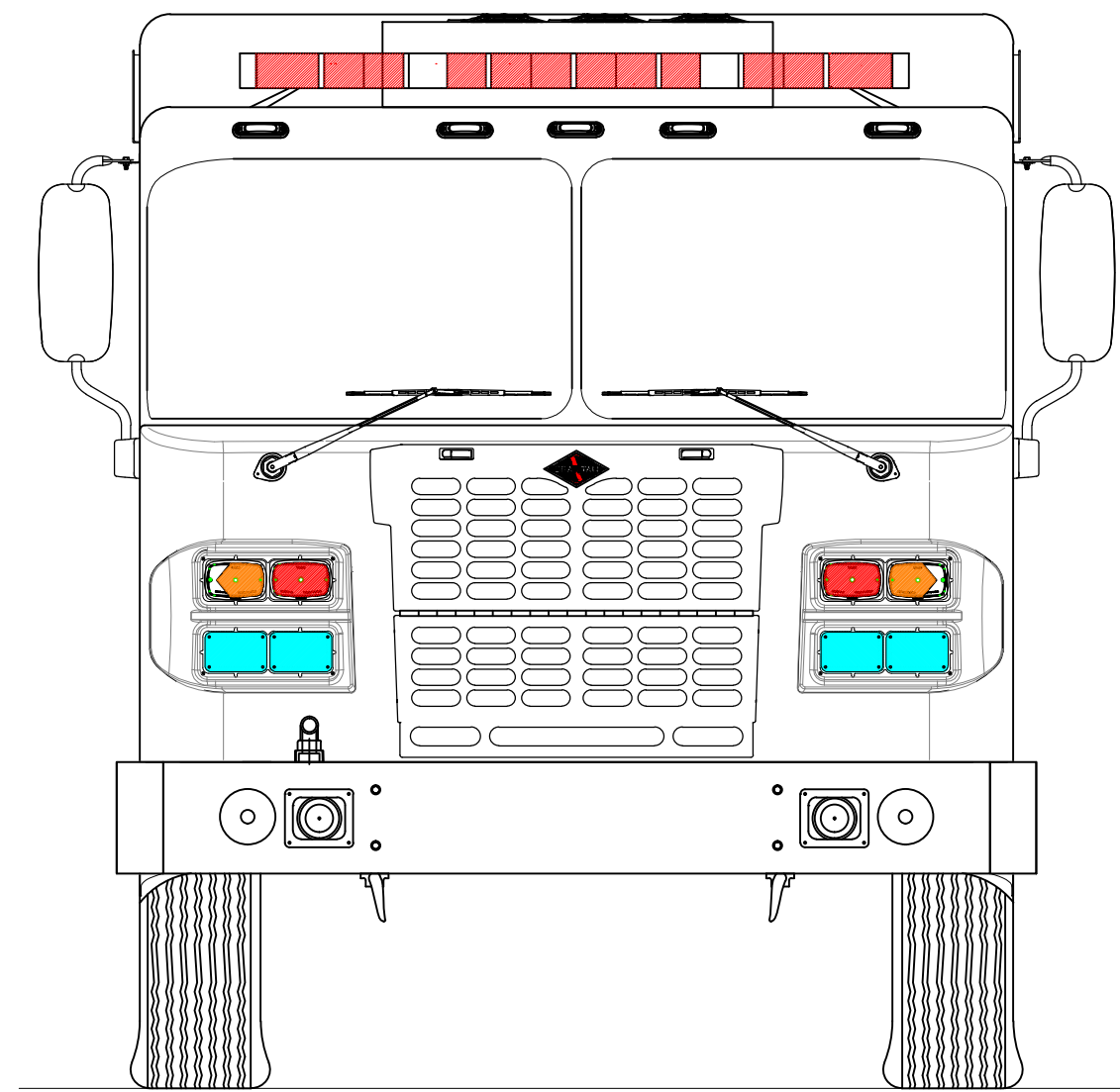
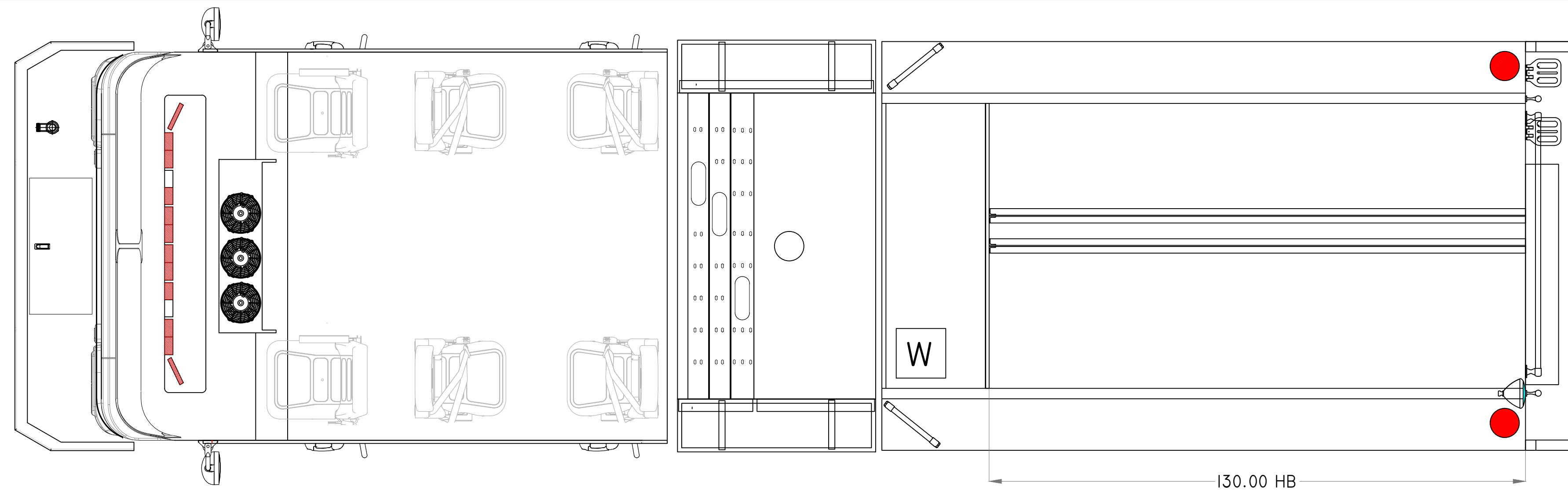


| Compartment | Volume (Cubic Feet) |
|---------------|---------------------|
| L1 | 29.392 |
| L2 | 27.369 |
| L3 | 36.401 |
| R1 | 29.392 |
| R2 | 27.369 |
| R3 | 36.401 |
| B1 | 31.162 |
| Hose Bed Area | 129.17 |



CHASSIS: SPARTAN METRO STAR EMFD 10" RR
 ENGINE: CUMMINS ISL 400 HP
 TRANSMISSION: ALLISON 3000 EVS
 AXLES: F 20,000 LB / R 26,000 LB
 MODEL: 2110
 WATER/FOAM: 1000 GALLONS / N/A GALLONS
 PUMP: WATEROUS CSU 1500 GPM
 FOAM SYSTEM: N/A
 GENERATOR: N/A

DOOR FRAMED OPENINGS

| COMPARTMENT | DOOR FRAMED OPENING |
|-------------|---------------------|
| L1 | 32.25-W x 68.0-H |
| L2 | 68.0-W x 43.0-H |
| L3 | 44.25-W x 68.0-H |
| R1 | 32.25-W x 68.0-H |
| R2 | 68.0-W x 43.0-H |
| R3 | 44.25-W x 68.0-H |
| BI | 36.0-W x 37.25-H |

SPECIAL NOTES:

- LADDER PACKAGE**
 (1) DUO-SAFETY 24 FT.-2 SEC. 900A
 (1) DUO-SAFETY 14 FT. ROOF, 775A
 (1) DUO-SAFETY 10 FT. ATTIC, 585A

CUSTOMER

THIS DRAWING IS A CLOSE APPROXIMATION OF YOUR FIRE APPARATUS. IN ALL CASES WHERE THE DRAWING AND THE WRITTEN SPECIFICATION DIFFER, THE SPECIFICATION SHALL PREVAIL. PLEASE WORK WITH YOUR DEALER TO ASSURE THAT THE WRITTEN SPECIFICATION REPRESENTS WHAT YOU WANT IN YOUR FINISHED PRODUCT. SPARTAN EMERGENCY RESPONSE BUILDS TO THE WRITTEN SPECIFICATION, NOT THE DRAWING TO ASSURE THAT YOUR NEEDS ARE MET.

PROPRIETARY AND CONFIDENTIAL

THE INFORMATION CONTAINED IN THIS DRAWING IS THE SOLE PROPERTY OF SPARTAN EMERGENCY RESPONSE. ANY REPRODUCTION IN PART OR AS A WHOLE WITHOUT THE WRITTEN PERMISSION OF SPARTAN EMERGENCY RESPONSE IS PROHIBITED. SPARTAN MOTORS USA, INC. D/B/A SPARTAN EMERGENCY RESPONSE.

| REV | DATE | DESCRIPTION | NAME |
|-----|----------|------------------|--------|
| 0 | 05/25/16 | INITIAL PROPOSAL | M.G.H. |

SCALE: NOT TO SCALE

CUSTOMER:

TRUCK NUMBER: DEALER:

MODEL # 2110

